



AIR-COOLED CHILLERS



APPLIED SYSTEMS

R-134a



www.daikin.eu

- EWAD190-600AJYNN
- EWAD260-650AJYNN/A
- EWAD210-500AJYNN/Q
- EWAD200-600AJYNN/H



COOLING ONLY





ABOUT DAIKIN

Daikin has a worldwide reputation based on over 80 years' experience in the successful manufacture of high quality air conditioning equipment for industrial, commercial and residential use.

Daikin Europe N.V.

LARGER OPERATION RANGE

LARGER OPERATION RANGE

The EWAD-AJYNN is available in 4 different versions with cooling capacities ranging from 184 to 627kW. The units are ideal for use in severe weather conditions and over a wide operation range. This major benefit results from the incorporation of an auto adaptive control system with the following functionality:

- › Head pressure setback for high ambient operation: on hot days, when cooling is most needed, Daikin chillers will stay on line by modulating the capacity control in function of the high pressure.
- › Optional: Head pressure control (OPFS and OPLA): fan control for low ambient down to -18°C

	Application	Sizes	Capacity range	EERavg	Sound level
Std	Standard efficiency	15	184-588kW	2.56	93-98.7dBA
/A	High efficiency	11	247-627kW	3.14	96-99.2dBA
/Q	Extra low noise	11	203-500kW	2.53	84-86.2dBA
/H	High ambient	15	195-600kW	2.74	98-99.7dBA

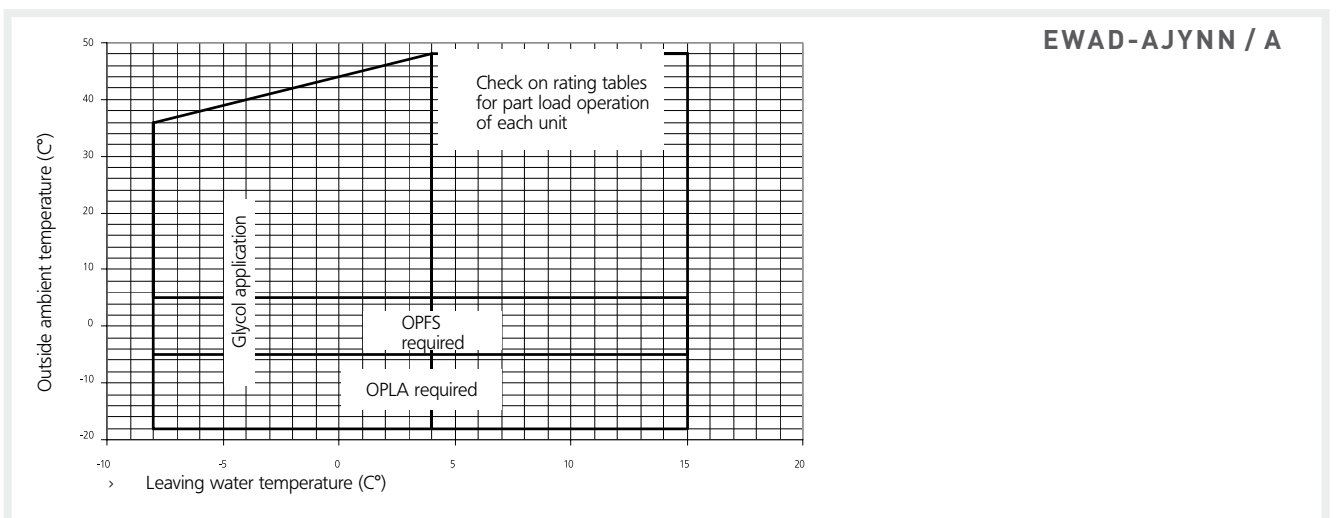
02

EWAD-AJYNN(A-Q-H)

Following integrated options are available on request:

- Hydronic:
- › OPSP – Single water circulation pump
 - › OPTP – Twin water circulation pump
 - › OPHP – High single pump
 - › OPHT – High twin pump

- Heat Recovery:
- › OPPR – Partial recovery
 - › OPTR – Total recovery



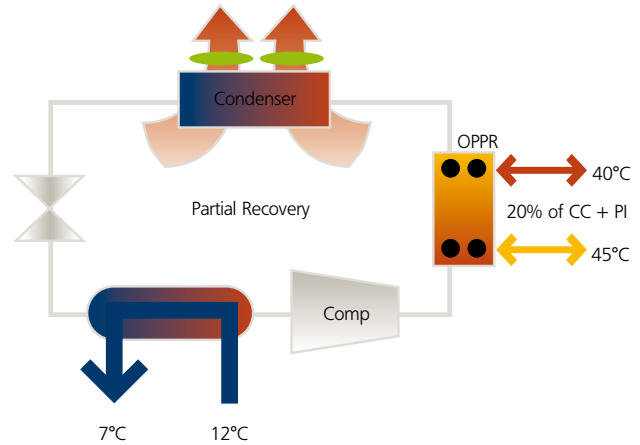


Heat recovery

Depending on the heating requirement either partial heat recovery (OPPR) or full heat recovery (OPTR) may be selected.

OPPR – Partial recovery

A stainless steel brazed plate heat exchanger is mounted in series between the compressor and air-cooled condenser as a desuperheater. The sensible heat from the hot discharge gas will be recovered, while the latent heat exchange will occur in the air-cooled condenser. The unit's efficiency is maintained, as condensing pressure can be reduced due to the air-cooled condenser becoming oversized.



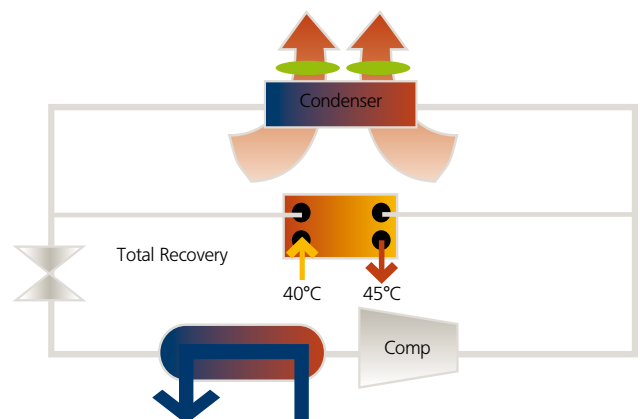
LARGE FLEXIBILITY

In many applications there often exists a simultaneous cooling and heating demand requirement alongside one another. To benefit from this, Daikin offers the full range of R-134a EWAD-AJYN chillers with the option of heat recovery. This option further increases the application flexibility and extends possibilities in the hotel and leisure industry as well as the industrial and process sectors.

By energetically recovering useful heat from the cooling-cycle that would otherwise be rejected to the outside, extremely high COPs can be realised in heat recovery mode. The heat recovery unit aims to achieve an optimum balance between cooling and heat recovery to maximize the unit efficiency and offer savings in hot water production.

OPTR – Total recovery

A shell & tube heat exchanger is mounted in parallel with the air-cooled condenser for full heat recovery of both sensible and latent heat. Hot water temperatures up to 55°C can be achieved.



Sound

Standard units can be fitted with Option Reduced Noise (OPRN). OPRN includes lower speed condenser fans and flexible discharge pipes to reduce vibration and further minimise structural sound levels.

Both standard units and high efficiency units can be fitted with Option Low Noise (OPLN). OPLN includes lower speed condenser fans, suction and discharge muffler and highly absorbent sound proof cabinets around the compressors. Sound reduction towards standard sound units is ± 5 dBA.

For those particularly sound sensitive applications where Option Reduced Noise and Option Low Noise do not offer the desired sound level an Extra Low Noise standard efficiency version (/Q) is available. In addition to the features of OPLN the fan speed is further reduced to 500rpm and fitted with modulating fan speed control for a better ‘colour of sound’ at lower ambient operation. The condenser section is enhanced or oversized. Sound reduction towards standard sound units is ± 13 dBA.

Efficiency

A

The High efficiency units (/A) achieve an $EER_{avg} > 3$ compared to an EER_{avg} of 2.56 for the standard units. This implies that all high efficiency models are Eurovent ‘Class A’.


For higher ambient climates a High ambient version (/H) equipped with bigger diameter fans and stronger fan motors is available. The airflow over the condenser coils is increased by 50% compared to standard models, which has a positive effect on the EER and enables the unit to run under higher ambient temperatures (up to 48°C).

SINGLE SCREW COMPRESSOR

The large Daikin chillers are fitted with a single screw compressor with stepless capacity control. The stepless capacity control enables the requirements to be closely matched by modulating the sliding valve position according to the chilled water control condition. Capacity control is infinitely variable between 12.5 and 100% on dual circuit units.

Main advantages:

- > Better part load efficiency (ESEER)
- > More stable chilled water temperatures
- > Closer control tolerance



HEAT EXCHANGER

Condenser

- > Constructed from specially designed header distribution pipes, combined with internally grooved Hi-X tubing and Epoxy coated fins
- > Standard anti-corrosion treated to better withstand the effects of the external environment
- > Optional: Condenser protection grilles (OPCG) are available throughout the whole range

Shell & tube evaporator

- > Special high efficiency tubes with grooves on the inside
- > Special header distribution system and design of water system results in high efficiency and reduced heat transfer surface
- > Compact dimensions and lower weight result in a smaller refrigerant volume
- > Fitted standard with evaporator heater tape



ELECTRONIC CONTROL


- › Advanced pCO² control
- › Detailed information on and accurate control of all functional parameters by easy menu scrolling
- › Chilled water and brine temperatures down to -8°C on standard unit (to be set up by a certified engineer)
- › Changeable digital input/output such as remote on/off, dual setpoint and capacity limit
- › Lead lag function is standard
- › Standard equipped with night setback and peak load limitation
- › Remote DDC (EKRUPEJ) can be installed up to 1,000m from the unit

Open Network Integration

Daikin has released a gateway for connection to BACnet, LonWorks and Modbus networks equipment and building control systems. BACnet, LonWorks and Modbus networks are recognised worldwide as the de facto standard within the building controls industry. BACnet, LonWorks and Modbus data communication protocols make it possible to control access, energy management, fire /life/ safety, HVAC and lighting etc.

Simultaneous operation of up to 5 chillers is optional through EKCSII sequencing panel. This function enables a Daikin 3MW chiller plant to be operated via a single controller.

Electronic control:



SPECIFICATIONS

STANDARD UNIT				190	200	230	260	280
Capacity (Eurovent)	Cooling	kW	184.0	197.8	225.0	245.0	261.0	
Nominal input (Eurovent)	Cooling	kW	81.3	79.6	84.6	93.5	101.3	
Capacity Steps		%	12.5 - 100					
EER			2.26	2.48	2.66	2.62	2.58	
ESEER			3.17	3.46	3.59	2.52	3.58	
Dimensions	Height x Width x Depth	mm	2,340x2,235x2,240			2,340x2,235x3,140		
Weight	Machine weight	kg	2,380	2,466	2,766		2,806	
	Operating Weight	kg	2,405	2,497	2,859		2,896	
Water Heat Exchanger Evaporator	Type		Plate to plate heat exchanger			Shell and tube		
	Water volume	l	25	31	93		90	
	Water flow rate	Min	l/min	311	374	327	333	361
		Nominal	l/min	527	567	645	702	748
		Max	l/min	985	1,182	1,033	1,053	1,141
Nominal water pressure drop	Cooling	kPa	28.7	23	39	44.5	43	
Air heat exchanger	Type		Grooved tubes and ALU coated louvred fins					
Fan	Nominal air flow	m ³ /min	918	894	1,374		1,356	
	Speed	rpm	900					
Compressor	Type		Semi-hermetic single screw compressor					
	Model	Quantity	2					
Sound Power	Cooling	dBA	93.7			94.3		
Operation Range	Water side	Min ~ Max	°CDB -8 ~ 15					
	Air side	Min ~ Max	°CDB -18 (OPLA) ~ 44					
Refrigerant circuit	Refrigerant type		R-134a					
	Refrigerant charge	kg	44	60		70		
	No of circuits		2					
Power Supply			3 ~ /400V/50Hz					
Piping connections	Evaporator water inlet/outlet		3"			4"		
	Evaporator water drain		1/2" gas					

HIGH EFFICIENCY UNIT (IA)				260	280	320	340	
Capacity (Eurovent)	Cooling	kW	247.0	275.0	301.5	327.0		
Nominal input (Eurovent)	Cooling	kW	79.2	87.3	94.2	103.8		
Capacity Steps		%	12.5 - 100					
EER			3.12	3.15	3.2	3.15		
ESEER			3.99	3.89	4.01	4.04		
Dimensions	Height x Width x Depth	mm	2,340x2,235x3,140		2,340x2,235x4,040			
Weight	Machine weight	kg	2,866	3,186	3,286		3,366	
	Operating Weight	kg	2,959	3,299	3,399		3,530	
Water Heat Exchanger Evaporator	Type		Shell and tube					
	Water volume	l	93			113		
	Water flow rate	Min	l/min	373	489	495	537	
		Nominal	l/min	708	788	864	937	
		Max	l/min	1,180	1,546	1,565	1,697	
Nominal water pressure drop	Cooling	kPa	36.0	26.0	30.5			
Air heat exchanger	Type		Grooved tubes and ALU coated louvred fins					
Fan	Nominal air flow	m ³ /min	1,338	1,836	1,782			
	Speed	rpm	900					
Compressor	Type		Semi-hermetic single screw compressor					
	Model	Quantity	2					
Sound Power	Cooling	dBA	96.8			97.2		
Operation Range	Water side	Min ~ Max	°C -8 ~ 15					
	Air side	Min ~ Max	°CDB -18 (OPLA) ~ 48					
Refrigerant circuit	Refrigerant type		R-134a					
	Refrigerant charge	kg	80		100	110		
	No of circuits		2					
Power Supply			3 ~ /400V/50Hz					
*Piping connections	Evaporator water inlet/outlet		4"					
	Evaporator water drain		1/2" gas					

300	320	340	360	400	440	480	500	550	600
275.0	298.4	321.0	370.0	401.3	451.0	478.7	510.1	551.0	588.0
108.3	119.4	123.4	133.4	155.7	167.0	177.6	186.9	195.6	202.9
12.5 - 100									
2.54	2.5	2.6	2.77	2.58	2.7		2.73	2.82	2.9
3.58	3.66	3.53	3.80	2.58	3.24	3.23	3.09	3.17	3.23
2,340x2,235x3,140		2,340x2,235x4,040			2,340x2,235x3,140		2,340x2,235x4,040		
2,846		3,166	3,186	3,552	3,932	3,997	4,052	4,092	4,122
2,936		3,279	3,299	3,680	4,102	4,161	4,216	4,252	4,282
Shell and tube									
90		113		128	170	164		160	
368		503	512	920.32	1,240.87	1,317.08	1,403.20	1,516.00	1,617.81
788	855	920	1,061	1,150.41	1,292.57	1,371.96	1,461.67	1,579.17	1,685.22
1,162	1,164	1,590	1,618	1,380.49	1,551.09	1,646.35	1,754.00	1,895.01	2,022.26
46	54	33.5	43	49.7	59.1	52.2	57.4	54.1	60
Grooved tubes and ALU coated loured fins									
1,338		1,836		1,938	2,694	2,640	2,580		
900						890			
Semi-hermetic single screw compressor									
2									
94.3		94.7	97.2	95.8	96.7		98.2	98.7	
-8~15									
-18 (OPLA)~44									
R-134a									
80				70	80	78	76		
2									
3 ~ /400V/50Hz									
4"				5.5"					

360	380	420	500	550	600	650
351.0	376.0	401.0	501.4	531.5	582.2	626.6
112.8	120.2	127.5	160.6	170.9	183.5	195.4
12.5 - 100						
3.11	3.13	3.15	3.12	3.11	3.17	3.21
4.04	3.91	3.63	3.60	3.61	3.56	3.37
2,340x2,235x4,040			2,340x2,235x4,940			
3,376	3,321	3,386	4,252	4,642	4,652	
3,535	3,480	3,545	4,515	4,905	4,908	
Shell and tube						
159			263		256	
586	593	598	1,152.09	1,221.25	1,337.75	1,439.77
1,006	1,078	1,150	1,440.11	1,526.57	1,672.19	1,799.71
1,853	1,876	1,890	1,728.14	1,831.88	2,006.63	2,159.66
295	33.0	37.0	56.6	66.2	55.9	62.7
Grooved tubes and ALU coated loured fins						
1,782	2,640	2,580		3,228		
900				890		
Semi-hermetic single screw compressor						
2						
97.2	99.7		98.7	99.2		
-8~15						
-18 (OPLA)~48						
R-134a						
110	95	110	80	104		
2						
3 ~ /400V/50Hz						
4"			6.5"			
1/2" gas						

SPECIFICATIONS

STANDARD EFFICIENCY UNIT, EXTRA LOW NOISE (IQ)				210	240	260	280	300
Capacity (Eurovent)	Cooling	kW	203.0	231.1	252.7	270.8	286.1	
Nominal input (Eurovent)	Cooling	kW	79.8	85.2	93.7	104.5	114.5	
Capacity Steps		%	12.5 - 100					
EER			2.54	2.71	2.7	2.59	2.5	
ESEER			3.86	4.05	4.02	3.96	3.83	
Dimensions	Height x Width x Depth	mm	2,340x2,235x3,140		2,340x2,235x4,040			
Weight	Machine weight	kg	3,046	3,366	3,466	3,546	3,556	
	Operating Weight	kg	3,136	3,479	3,579	3,710	3,715	
Water Heat Exchanger Evaporator	Type		Shell and tube					
	Water volume	l	90	113			164	159
	Water flow rate	Min	l/min	364	474	483	518	566
		Nominal	l/min	582	662	724	776	820
		Max	l/min	1,152	1,500	1,527	1,637	1,790
Nominal water pressure drop	Cooling	kPa	25.5	19.5	22.5		21.0	
Air heat exchanger	Type		Grooved tubes and ALU coated louvred fins					
Fan	Nominal air flow	m ³ /min	774	1,074	1,032			
	Speed	rpm	500					
Compressor	Type		Semi-hermetic single screw compressor					
	Model	Quantity	2					
Sound Power	Cooling	dB(A)	84.3	84.7				
Operation Range	Water side	Min - Max	°C					
	Air side	Min - Max	°CDB					
Refrigerant circuit	Refrigerant type		R-134a					
	Refrigerant charge	kg	80	100	110			
	No of circuits		2					
Power Supply			3 ~ /400V/50Hz					
Piping connections	Evaporator water inlet/outlet		4"					
	Evaporator water drain		1/2" gas					

HIGH AMBIENT UNIT (H)				200	210	240	260	280
Capacity (Eurovent)	Cooling	kW	194.6	208.3	233.5	256.1	273.7	
Nominal input (Eurovent)	Cooling	kW	77.2	75.6	83.0	91.0	97.8	
Capacity Steps		%	12.5 - 100					
EER			2.52	2.76	2.81		2.8	
ESEER			3.23	3.49	3.40	3.44	3.49	
Dimensions	Height x Width x Depth	mm	2,340x2,235x2,240		2,340x2,235x3,140			
Weight	Machine weight	kg	2,380	2,466	2,766		2,806	
	Operating Weight	kg	2,405	2,497	2,859		2,896	
Water Heat Exchanger Evaporator	Type		Plate to plate heat exchanger			Shell and tube		
	Water volume	l	25	31	93			90
	Water flow rate	Min	l/min	314	378	331	337	366
		Nominal	l/min	558	597	669	734	785
		Max	l/min	994	1,194	1,045	1,065	1,157
Nominal water pressure drop	Cooling	kPa	31.5	25.0	41.0	47.5	46.0	
Air heat exchanger	Type		Grooved tubes and ALU coated louvred fins					
Fan	Nominal air flow	m ³ /min	1,434	1,368	2,154		2,100	
	Speed	rpm	900					
Compressor	Type		Semi-hermetic single screw compressor					
	Model	Quantity	2					
Sound Power	Cooling	dB(A)	98.2		98.8			
Operation Range	Water side	Min - Max	°C					
	Air side	Min - Max	°CDB					
Refrigerant circuit	Refrigerant type		R-134a					
	Refrigerant charge	kg	44	60	70			
	No of circuits		2					
Power Supply			3 ~ /400V/50Hz					
Piping connections	Evaporator water inlet/outlet		3"		4"			
	Evaporator water drain		1/2" gas					

320	340	400	440	460	500
299.4	308.8	400.5	428.5	458.4	500.8
126.1	136.3	156.0	173.8	182.4	189.9
12.5 - 100					
2.37	2.27	2.57	2.47	2.51	2.64
3.73	3.57	3.40	3.33	3.30	3.29
2,340x2,235x4,040			2,340x2,235x4,940		
3,556		3,567	3,722	3,912	3,972
3,715		3,737	3,892	4,076	4,136
Shell and tube					
159		170		164	
572	571	918.27	982.47	1,051.02	1,148.24
858	885	1,147.84	1,228.09	1,313.78	1,435.30
1,809	1,807	1,377.41	1,473.70	1,576.54	1,722.36
22.5	24.0	47.2	53.9	48.3	54.1
Grooved tubes and ALU coated loured fins					
1,032		1,704	1,644	1,926	2,208
500					
Semi-hermetic single screw compressor					
2					
84.7				85.7	86.2
-8~15					
-10~44					
R-134a					
110		72	80	83	86
2					
3~1400V/50Hz					
4"				5.5"	

300	320	340	400	420	460	480	500	550	600
289.3	306.4	335.6	381.2	426.0	468.1	502.1	529.5	561.0	600.4
103.9	112.1	120.3	127.4	146.5	160.3	170.8	180.1	192.2	198.4
12.5 - 100									
2.78	2.73	2.79	2.99	2.91	2.92	2.94	2.92	2.92	3.03
3.49	3.52	3.41	3.67	3.39	3.30	3.29	3.15	3.17	3.23
2,340x2,235x3,140		2,340x2,235x4,040				2,340x2,235x4,940			
2,846		3,166	3,186	3,942	4,202	4,277	4,332	4,392	4,402
2,936		3,279	3,299	4,112	4,372	4,441	4,496	4,552	4,562
Shell and tube									
90		113		170		164		160	
369	373	507	518	976.74	1,073.26	1,151.22	1,214.04	1,286.27	1,376.60
829	878	962	1,093	1,220.92	1,341.58	1,439.03	1,517.55	1,607.83	1,720.75
1,167	1,179	1,603	1,638	1,465.11	1,609.90	1,726.83	1,821.07	1,929.40	2,064.90
50.5	55.5	36.0	44.5	53.1	63.1	55.9	61.4	55.9	61.6
Grooved tubes and ALU coated loured fins									
2,046		2,874		2,580	3,372	3,300		3,228	
900			890						
Semi-hermetic single screw compressor									
2									
98.8		99.2	101	96.7		97.7		99.2	99.7
-8~15									
-18 (OPLA)~48									
R-134a									
80			76	86	95		104		
2									
3~1400V/50Hz									
4"						5.5"			
1/2" gas									

OPTIONS & ACCESSORIES

OPTIONS									
Reference	Products	Integrated Hydraulics				Noise & Head Pressure Control			
		Single pump	Twin pump	High ESP pump	High ESP twin pump	Reduced Noise	Low noise	Fan Silent	Low Ambient
		OPSP	OPTP	OPHP	OPHT	OPRN	OPLN	OPFS	OPLA
EWAD-AJYNN	190-200	•(1)	•(2/3)	•(1)	•(2/3)		•	•	•
	230-260-280-300-320-340-360	•	•	•	•		•	•	•
	400	•	•	•	•		•	•	•
	440-480-500-550-600	•	•	•	•	•(3)	•	•	•
EWAD-AJYNN / A	260-280-320-340-360-380-420	•	•	•	•		•	•	•
	500-550-600-650	•	•	•	•		•	•	•
EWAD-AJYNN / Q	210-240-260-280-300-320-340							STD	
	400-440-460-500							STD	
EWAD-AJYNN / H	200-210	•(1)	•(2/3)	•(1)	•(2/3)			•	•
	240-260-280-300-320-340-400	•	•	•	•			•	•
	420-460-480-500-550-600	•	•	•	•			•	•

- (1) Unit Length Increase By 230mm
- (2) Unit Length Increase By 310mm
- (3) Not Available With Option OPLN
- (4) High Pressure Side Gauge
- (8) Footprint could increase
- (9) Possible incompatibility with pumps. Contact factory.
- (s) OP12 & OP03 needs to be added to meet Swedish national law 1992: 16

ACCESSORIES

Reference	Communication cards			Remote user interface
	EKAC200I	EKACBAC	EKACLON	EKRUPCI
EWAD190-600AJYNN	•	•	•	•
EWAD260-650AJYNN/A	•	•	•	•
EWAD210-500AJYNN/Q	•	•	•	•
EWAD200-600AJYNN/H	•	•	•	•



Heat Recovery		LWE		Electrical				Refrigerant				Condenser				Misc
Total Heat Recovery	Partial Heat Recovery	High Glycol	Low Glycol	Evaporator heater tape	Main switch	Soft starter	Power factor 0,9	Electronic Expansion Valve	Pressure relief valve	Suction stop valve	Gauges	Coil guards	Blank Cu / Al coils	Cu / Sn coils	Cu / Cu coils	Spring Anti Vibration Mounts
OPTR	OPPR	OPZH	OPZL	OP10	OP52	OPSS	OPPF	OPEX	OP03	OP12	OPGA	OPCG	OPAL	OPSN	OPCU	OPSVM
•(8)(9)	•	STD	STD	STD	STD		•	•	•(s)	STD	•(4)	•	•	•	•	•
•(8)(9)	•	STD	STD	STD	STD		•	•	•(s)	STD	•(4)	•	•	•	•	•
•(8)(9)	•	STD	STD	STD	STD	•	•	•	•(s)	STD	•(4)	•	•	•	•	•
•(8)(9)	•	STD	STD	STD	STD	•	•	•	•(s)	STD	•(4)	•	•	•	•	•
•(8)(9)	•	STD	STD	STD	STD		•	•	•(s)	STD	•(4)	•	•	•	•	•
•(8)(9)	•	STD	STD	STD	STD	•	•	•	•(s)	STD	•(4)	•	•	•	•	•
•(8)(9)	•	STD	STD	STD	STD		•	•	•(s)	STD	•(4)	•	•	•	•	•
•(8)(9)	•	STD	STD	STD	STD	•	•	•	•(s)	STD	•(4)	•	•	•	•	•
•(8)(9)	•	STD	STD	STD	STD		•	•	•(s)	STD	•(4)	•	•	•	•	•
•(8)(9)	•	STD	STD	STD	STD	•	•	•	•(s)	STD	•(4)	•	•	•	•	•

Buffer tanks				Sequencing Panel	Plant Visor	Modem		Converter RS485 to RS232	Converter RS485 to USB
EKBT500N	EKBTCT10N	EKBT500C	EKBTCT10C	EKSC01	EKPV21	EKM0DEM	EKGSMOD	EKCON	EKCONUSB
•	•	•	•	•	•	•	•	•	•
•	•	•	•	•	•	•	•	•	•
•	•	•	•	•	•	•	•	•	•
•	•	•	•	•	•	•	•	•	•



ENVIRONMENTAL AWARENESS

Daikin and the Environment

In recent years, motivated by a global awareness of the need to reduce the burdens on the environment, some manufacturers including Daikin have invested enormous efforts in limiting the negative effects associated with the production and the operation of chillers.

Hence, models with energy saving features and improved eco-production techniques have seen the light of day, making a significant contribution to limiting the impact on the environment.



Daikin's unique position as a manufacturer of air conditioning equipment, compressors and refrigerants has led to its close involvement in environmental issues.

For several years Daikin has had the intention to become a leader in the provision of products that have limited impact on the environment.

This challenge demands the eco design and development of a wide range of products and an energy management system, resulting in energy conservation and a reduction of waste.



Daikin Europe N.V. is approved by LRQA for its Quality Management System in accordance with the ISO9001 standard. ISO9001 pertains to quality assurance regarding design, development, manufacturing as well as to services related to the product.



ISO14001 assures an effective environmental management system in order to help protect human health and the environment from the potential impact of our activities, products and services and to assist in maintaining and improving the quality of the environment.



Daikin units comply with the European regulations that guarantee the safety of the product.



Daikin Europe N.V. participates in the Eurovent Certification Programme for Air Conditioners (AC), Liquid Chilling Packages (LCP) and Fan Coil Units (FC); the certified data of certified models are listed in the Eurovent Directory. Certification is valid for air cooled models <600kW and water cooled models <1500kW.

The present leaflet is drawn up by way of information only and does not constitute an offer binding upon Daikin Europe N.V.. Daikin Europe N.V. has compiled the content of this leaflet to the best of its knowledge. No express or implied warranty is given for the completeness, accuracy, reliability or fitness for particular purpose of its content and the products and services presented therein. Specifications are subject to change without prior notice. Daikin Europe N.V. explicitly rejects any liability for any direct or indirect damage, in the broadest sense, arising from or related to the use and/or interpretation of this leaflet. All content is copyrighted by Daikin Europe N.V.

DAIKIN EUROPE N.V.

Naamloze Vennootschap
Zandvoordestraat 300
B-8400 Oostende, Belgium
www.daikin.eu
RPR Oostende

Daikin products are distributed by:

FSC

BARCODE: ECPEN09-416